

## INTRODUCTION :



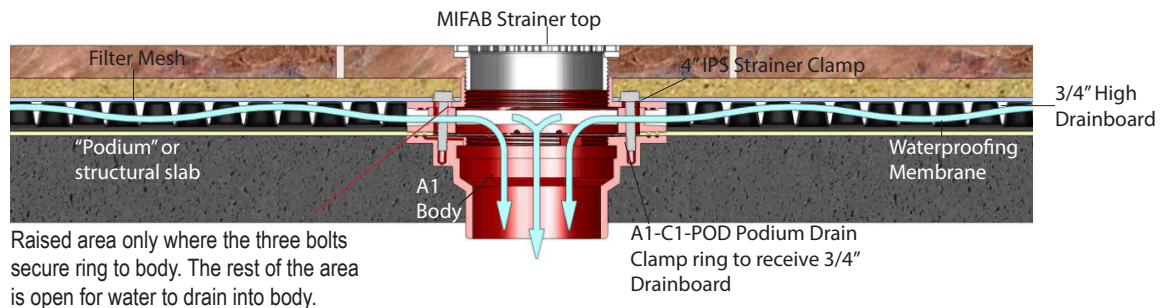
MIFAB offers a number of podium drain solutions for different types of applications. Contractors have told us that installing floor drains within a podium system is not easy because of the need to properly accommodate the 3/4" drain board that is typically installed underneath the pavers in podiums. The unique MIFAB podium drain solution allows for full flow of water off the drain board into the sump of the drain body. It also properly secures the water-proofing membrane around the entire body - providing 100% clamping around the drain opening.

MIFAB offers podium drain solutions for the following applications: 1) drain installed at grade level with podium pavers, 2) drain installed below grade level underneath the pavers, 3) drain installed at grade level in a planter area - with an adjustable system to accommodate depth of the planter and 4) drain installed at grade level in a pet relief area on the podium. Typical installation illustrations and explanations for each are provided below.

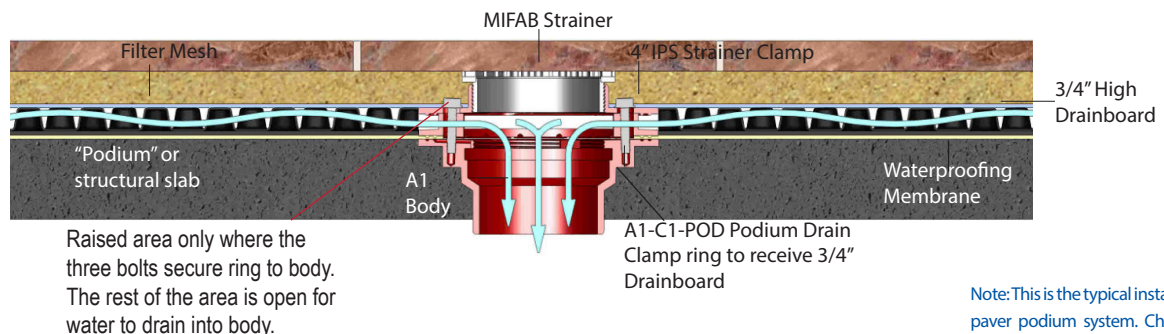
## PAVER PODIUM DRAIN SOLUTIONS

### F1100-C-PV-PAVER (PAVER PODIUM SYSTEM)

MIFAB's podium system allows full unrestricted drain flow of water off the drain board into the sump of the drain body while properly securing the membrane around the entire body (not just at some anchor points) – providing 100% clamping of the membrane around the drain opening. The installer typically has the option of trimming out the strainer to finish grade or below the pavers per the illustration below.

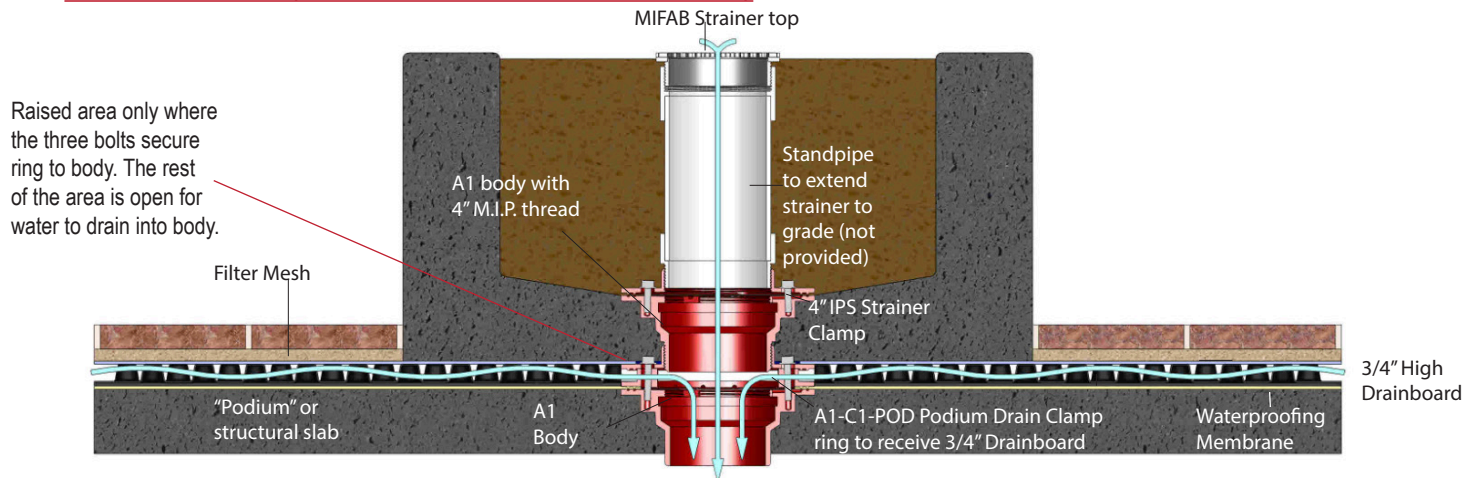


### F1100-C-BP (BELOW PAVER PODIUM SYSTEM)



Note: This is the typical installation for the below paver podium system. Check with contractor for installation required for each jobsite.

## F1100-C-PLA (PLANTER PODIUM SYSTEM)

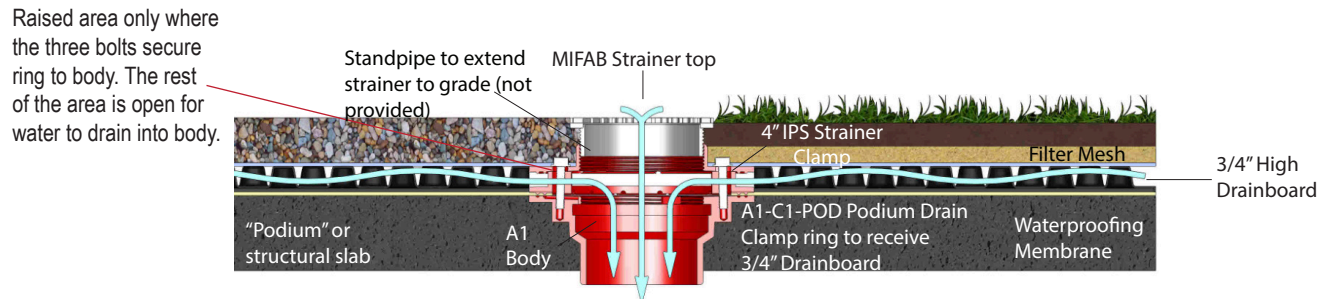


Typically used in planters which are integrated into various locations across the podium. Planters require a secondary concrete pour - over the podium's primary drainage membrane.

MIFAB's system allows the use of a second drain body to properly drain and waterproof the interior of the planter.

The plumbing contractor has the option of assembling a 4" diameter pipe between MIFAB's top A1-C2 membrane clamp and the underside of the strainer at grade or leaving it to the landscaping contractor to finish the standpipe to grade. Either way, the completion of the planter drainage system is performed by the landscaper when the planter is filled with soil.

## F1100-C-PET (PET RELIEF PODIUM SYSTEM)



Similar to a planter, a pet relief area requires the use of a secondary drain body and has a strainer installed at grade to adequately accept runoff areas during storm situations into the drain body and not across the podium.

MIFAB's podium system allows full unrestricted flow of water off the drain board into the sump of our drain body while properly securing the membrane around the entire body (not just at some anchor points) – providing 100% of clamping of the membrane around the circumference of the drain opening. The installer typically has the option of trimming out the strainer to finish grade or below the pavers per the illustration above.

MIFAB'S ENGINEERING TEAM WILL DESIGN THE  
PODIUM DRAIN SYSTEM FOR YOU AT NO COST.



CALL TODAY TO DISCUSS YOUR  
PROJECT CHALLENGE WITH OUR STAFF: 800.465.2736

sales@mifab.com