






















T1500 Gratings

T1500 - 4" Internal body width

Gratings FILCOTEN HPC T1500 with fix self-locking system											
Model Number	Grate Type	Material	Dimensions	Load Class per EN 1433 / ANSI A112.21.1M	Slot / Mesh Width	Weight		Inlet cross-section (Free Area)	List Price, Each, Add	List Price, Per Foot, Add	
						LBS	Kg.				
T1500-PG-FSA	Slotted	galvanized steel	39.40"/4.80"/.78"	A - Light Duty	0.31" wide x 3.15" slots (8x80mm)	8.0	3.64	42.63 sq. inches	\$37.50	\$11.43	
T1500-PG-FSA-500	Slotted	galvanized steel	19.70"/4.80"/.78"	A - Light Duty	0.31" wide x 3.15" slots (8x80mm)	4.0	1.82	21.31 sq. inches	\$30.00	\$18.29	
T1500-PG-FSSA	Slotted	stainless steel	39.40"/4.80"/.78"	A - Light Duty	0.31" wide x 3.15" slots (8x80mm)	8.0	3.64	42.63 sq. inches	\$225.00	\$68.60	
T1500-PG-FSSA-500	Slotted	stainless steel	19.70"/4.80"/.78"	A - Light Duty	0.31" wide x 3.15" slots (8x80mm)	4.0	1.82	21.31 sq. inches	\$180.00	\$109.76	
T1500-PG-WW	 Wedgewire (non slip)	stainless steel	39.40"/4.80"/.78"	B - Medium Duty	0.24" wide x 1.61" slots (6 x 41 mm)	8.0	3.64	93.80 sq. inches	\$815.00	\$248.48	
T1500-PG-WW-500	 Wedgewire (non slip)	stainless steel	19.70"/4.80"/.78"	B - Medium Duty	0.24" wide x 1.61" slots (6x41 mm)	4.0	1.82	46.1 sq. inches	\$425.00	\$259.15	
T1500-PG-FSC	Slotted	galvanized steel	39.40"/4.80"/.78"	C - Heavy Duty	0.31" wide x 3.15" slots (8x80 mm)	9.92	4.5	42.63 sq. inches	\$193.75	\$59.07	
T1500-PG-FSC-500	Slotted	galvanized steel	19.70"/4.80"/.78"	C - Heavy Duty	0.31" wide x 3.15" slots (8x80 mm)	4.85	2.2	21.31 sq. inches	\$157.50	\$96.04	
T1500-PG-FSSC	Slotted	stainless steel	39.40"/4.80"/.78"	C - Heavy Duty	0.31" wide x 3.15" slots (8x80 mm)	9.92	4.5	42.63 sq. inches	\$517.50	\$157.77	
T1500-PG-FSSC-500	Slotted	stainless steel	19.70"/4.80"/.78"	C - Heavy Duty	0.31" wide x 3.15" slots (8x80 mm)	4.85	2.2	21.31 sq. inches	\$412.50	\$251.52	
T1500-PG-FPC	 Perforated (Heel Safe)	galvanized steel	39.40"/4.80"/.78"	C - Heavy Duty	Ø 1/4" hole (6.0 mm)	7.27	3.3	20.77 sq. inches	\$225.00	\$68.60	
T1500-PG-FPC-500	 Perforated (Heel Safe)	galvanized steel	19.70"/4.80"/.78"	C - Heavy Duty	Ø 1/4" hole (6.0 mm)	3.74	1.7	10.39 sq. inches	\$180.00	\$109.76	
T1500-PG-FSPC	 Perforated (Heel Safe)	stainless steel	39.40"/4.80"/.78"	C - Heavy Duty	Ø 1/4" hole (6.0 mm)	7.27	3.3	20.77 sq. inches	\$701.25	\$213.80	
T1500-PG-FSPC-500	 Perforated (Heel Safe)	stainless steel	19.70"/4.80"/.78"	C - Heavy Duty	Ø 1/4" hole (6.0 mm)	3.74	1.7	10.39 sq. inches	\$431.25	\$262.96	
T1500-PG-PGC	Honeycomb (Heel Safe)	plastic	19.40"/4.84"/.78"	C - Heavy Duty	Ø 0.28" hole (7.2 mm)	2.42	1.1	22.47 sq. inches	\$109.00	\$66.46	
T1500-PG-FMC	 Mesh	galvanized steel	39.40"/4.80"/.78"	C - Heavy Duty	MW 1.18" x 0.39" (MW 30 mm x 10 mm)	7.28	3.3	141.05 sq. inches	\$202.50	\$61.74	
T1500-PG-FMC-500	 Mesh	galvanized steel	19.70"/4.80"/.78"	C - Heavy Duty	MW 1.18" x 0.39" (MW 30 mm x 10 mm)	3.53	1.6	68.59 sq. inches	\$161.25	\$98.32	
T1500-PG-FMSC	 Mesh	stainless steel	39.40"/4.80"/.78"	C - Heavy Duty	MW 1.18" x 0.39" (MW 30 mm x 10 mm)	7.28	3.3	141.05 sq. inches	\$660.00	\$201.22	
T1500-PG-FMSC-500	 Mesh	stainless steel	19.70"/4.80"/.78"	C - Heavy Duty	MW 1.18" x 0.39" (MW 30 mm x 10 mm)	3.53	1.6	68.59 sq. inches	\$528.75	\$322.41	
T1500-PG-SL	 Paverslot (Heel Safe)	galvanized steel	39.40"/4.84"/.5.24"	C - Heavy Duty	SW 2x0.24" (2 x 65 mm)	12.8	5.8	18.6 sq. inches	\$360.00	\$109.76	
T1500-PG-SL-500	 Paverslot (Heel Safe)	galvanized steel	19.70"/4.84"/.5.24"	C - Heavy Duty	SW 2x0.24" (2 x 65 mm)	6.61	3	9.3 sq. inches	\$218.00	\$132.93	
T1500-SL-M	 Maintenance Unit for Paverslot (Heel Safe)	galvanized steel	19.70"/4.84"/.5.24"	C - Heavy Duty	SW 2x0.24" (2 x 65 mm)	11.7	5.3	9.3 sq. inches	\$544.00	\$165.85	
T1500-PG-SSL	 Paverslot (Heel Safe)	stainless steel	39.40"/4.84"/.5.24"	C - Heavy Duty	SW 2x0.24" (2 x 65 mm)	12.8	5.8	18.6 sq. inches	\$593.00	\$180.79	
T1500-PG-SSL-500	 Paverslot (Heel Safe)	stainless steel	19.70"/4.84"/.5.24"	C - Heavy Duty	SW 2x0.24" (2 x 65 mm)	6.61	3	9.3 sq. inches	\$357.00	\$217.68	
T1500-SSL-M	 Maintenance Unit for Paverslot (Heel Safe)	stainless steel	19.70"/4.84"/.5.24"	C - Heavy Duty	SW 2x0.24" (2 x 65 mm)	11.7	5.3	9.3 sq. inches	\$882.00	\$268.90	
T1500-PG-4-ADA	 Longitudinal bar (Heel Safe)	ductile iron	19.70"/4.80"/.78"	C - Heavy Duty	1.14" x .24" (29 mm x 6.0 mm)	7.93	3.6	24.80 sq. nches	\$86.25	\$52.59	
T1500-PG-4-13-ADA	 Longitudinal bar (Heel Safe)	galvanized ductile iron	19.70"/4.80"/.78"	C - Heavy Duty	1.14" x .24" (29 mm x 6.0 mm)	7.93	3.6	24.80 sq. inches	\$175.00	\$106.70	
T1500-PG-4-KIA	 KIA (Heel Safe)	ductile iron with KIA pattern	19.70"/4.80"/.78"	D - Extra Heavy Duty	SW 3.94" x 0.22" (SW 100 x 5.7 mm)	9.48	4.3	32.95 sq. inches	\$120.00	\$73.17	
T1500-PG-4-VIA	 VIA (Heel Safe)	ductile iron with VIA	19.70"/4.80"/.78"	D - Extra Heavy Duty	SW 1.41" x 0.23" (SW 29 x 6 mm)	9.48	4.3	30.25 sq. inches	\$120.00	\$73.17	
T1500-PG-4-WVY	 WAVE (Heel Safe)	ductile iron with WAVE pattern	19.70"/4.80"/.78"	D - Extra Heavy Duty	SW 0.31" (SW 8 mm)	8.03	3.6	34.10 sq. inches	\$120.00	\$73.17	
T1500-PG-4	Slotted	ductile iron	19.70"/4.80"/.78"	E - Extra Heavy Duty	0.55" wide x 3.94" slots (14x100 mm)	8.38	3.8	36.00 sq. inches	\$105.00	\$64.02	
T1500-PG-4-13	Slotted	galvanized ductile iron	19.70"/4.80"/.78"	E - Extra Heavy Duty	0.55" wide x 3.94" slots (14x100 mm)	8.38	3.8	36.00 sq. inches	\$225.00	\$137.20	
T1500-PG-4-VILLE	VILLE (Heel Safe)	ductile iron	19.70"/4.80"/.78"	E - Extra Heavy Duty	0.31" wide slots (SW 8 mm)	11.5	5.2	24.80 sq. inches	\$165.00	\$100.61	

Note: The maximum flow rate represents the maximum flow in the trench itself.
The number and size of the outlets will determine the maximum flow rate of the trench system.