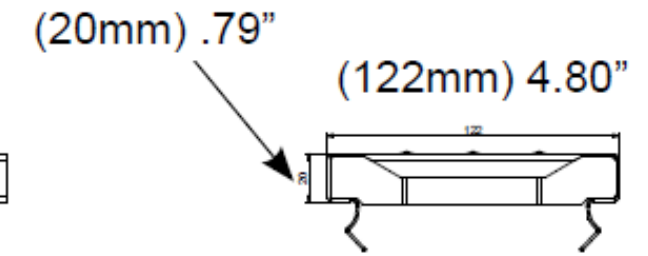
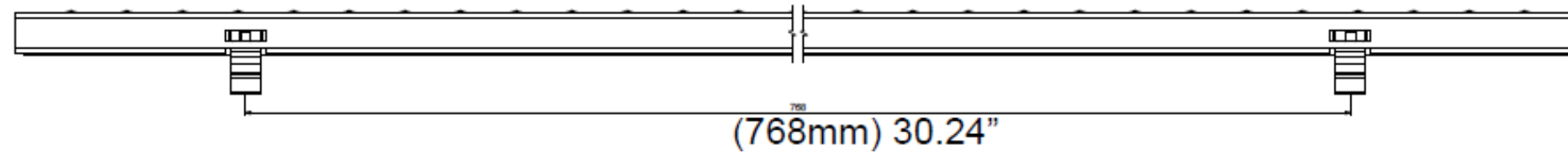

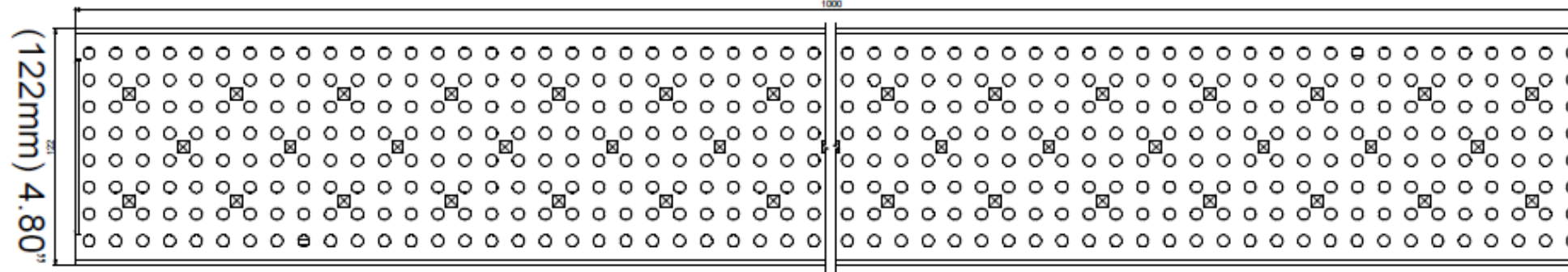


REVISIONS				
ZONE	REV	DESCRIPTION	DATE	APPROVED
ALL	0	RELEASE		



(1000mm) 39.40"



TOLERANCES  
(UNLESS OTHERWISE SPECIFIED)

.X ± .03  
.XX ± .015  
.XXX ± .010  
∠ ± 1°

TYP. DRAFT ANGLE = 2°



39.40" LONG PERF. GRATE  
HEAVY DUTY (LOAD CLASS C)

DRAWN BY

SIZE  
B

COLOR/FINISH  
----

DWG NO.

T1500-PG-FPC

REV

0

APPROVED BY

SCALE

----

MAT'L GALV. STEEL

SHEET 1 of 1