

Location: _____



RG2016DDC



CAST IRON REPLACEMENT ROOF DOME

Specification: MIFAB® RoofGuard Model RG2016DDC cast iron replacement roof dome with an 19" diameter, horizontal slotted, free area drainage design. The RoofGuard has a 10 year limited warranty.

In applications where a cast iron RoofGuard is preferred, MIFAB's model number RG2016DDC cast iron RoofGuard is ideal.

APPLICATIONS:

*Ideal to replace existing roof drain domes on the roofs of schools, warehouses, factories, office buildings and any other building that has standing water on the roof due to clogged roof drain domes. The cast iron RoofGuard ensures a long life. It is also positively bolted to the roof drain body and membrane clamp.


INSTRUCTIONS:

- The RoofGuard will retrofit onto any existing roof drain (MIFAB, Zurn, JR Smith, Wade, Josam or Watts body).
- Remove the existing roof drain dome. Remove the bolts from the membrane clamp ring one at a time and replace them with the provided hardware (MIFAB HS-18 or HS-19) ensuring to choose the right bolt size for your application.
- Assemble the threaded rods into the body. Add the washer and nut onto the threaded rod, securing the membrane clamp ring to the body. Add another nut and washer to the threaded rod, one inch above the membrane clamp ring (adjusting nut).
- Repeat this process until all bolts on the membrane clamp ring have been removed and replaced.
- Place the RoofGuard over the drain body. Turn it until the slots in the top of the RoofGuard align with the threaded rods.
- The RoofGuard needs to be 1/8" off of the roofing membrane. Use the adjusting nuts if necessary to attain this.
- Add a washer and nut to the top of all of the threaded rods in order to secure the dome. Cut the excess thread off of the threaded rods.


The HS-19 hardware is always shipped with the RG2016DDC cast iron RoofGuard, The R1810 universal cast iron membrane clamp is sold separately.

Patent # D803992

CAST IRON ROOFGUARD (MODEL # RG2016DDC)



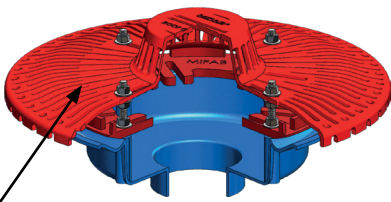
ZURN, JR SMITH, WADE, JOSAM, WATTS OR MIFAB CAST IRON DRAIN BODY

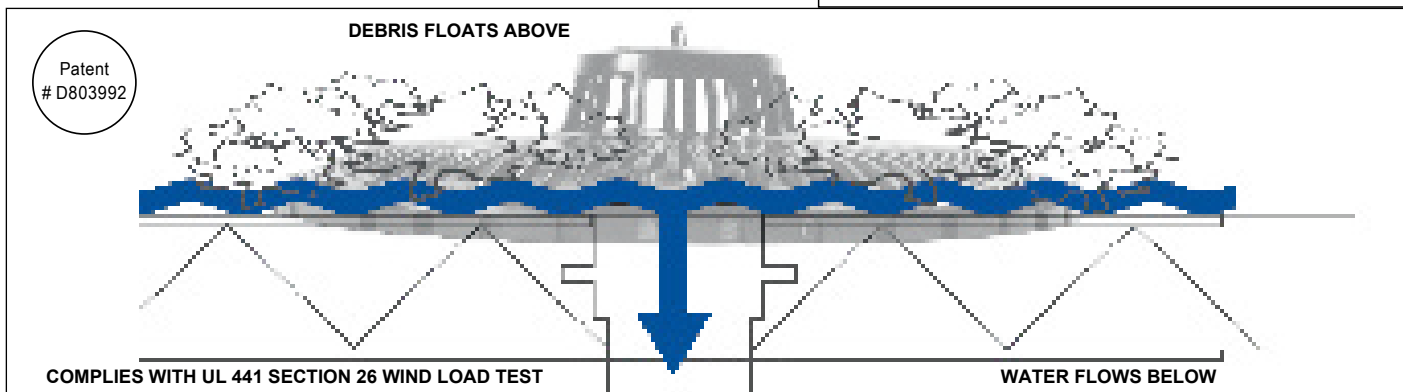


HS-19 HARDWARE

NOTE THAT THE HS-18 HARDWARE IS REQUIRED WHEN USING THE MIFAB A2 DRAIN BODY.

CAST IRON ROOFGUARD BOLTED TO THE R1810 MEMBRANE CLAMP AND THE JaSaWaZ ROOF DRAIN BODY






With RoofGuard on duty 24/7, protected roof drains should only require an annual inspection and cleaning to remove accumulated seasonal debris.

MODEL NUMBER	DESCRIPTION
RG2016DDC	Cast Iron RoofGuard

CALIFORNIA PROPOSITION 65 WARNING. This product contains chemicals known to the State of California to cause cancer and birth defects or other reproductive harm.

For additional information & videos please visit www.roof-guard.net



Job Name: _____
 Section No: _____
 Schedule No: _____

Page No: _____
 Contractor: _____
 Purchase Order No: _____