

Location: _____



MI-XHUB

HEAVY DUTY NO HUB COUPLINGS

Specification: MIFAB Series MI-XHUB (specify size) heavy duty no hub couplings are manufactured with gaskets made from an elastomeric compound that meets the requirements of ASTM C-564 housed inside a Type 304 stainless steel corrugated shield. Four (2" through 4" size), six (5" through 15" size) Type 304 stainless steel clamps tightened with 3/8" Type 305 stainless steel hex head screws surround the shield to provide the sealing force. The MI-XHUB are tested by I.A.P.M.O. to comply to the FM1680-1989 Standard (except for markings) and CSA B602-2010 Standard (up to 10"). They are tested and certified to the ASTM C1540-2011 Standard. Per OSHPD Code Application Notice 5-311.9 revised 6/29/2011, signed by Paul Coleman; Section I (a) states that: "the use of couplings that have been tested to conform to the performance requirements of FM Approvals, Approval Standard 1680, Class I, by FM Approvals or by a nationally recognized independent testing agency" are acceptable. The MI-XHUB are also tested and certified by Intertek Testing Services to CAN / ULC S102.2-10 "Smoke Test".

Function: Used to provide a positive and significant seal between no hub cast iron pipe and fittings.

Material Specifications:

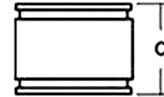
Bands - Type 304 AISI stainless steel (Minimum tensile 165,000 psi). Eyelets - Type 304 AISI stainless steel.

Gasket - Elastomeric compound meeting the requirements of ASTM C-564. Screw Housing - Type 304 AISI stainless steel.

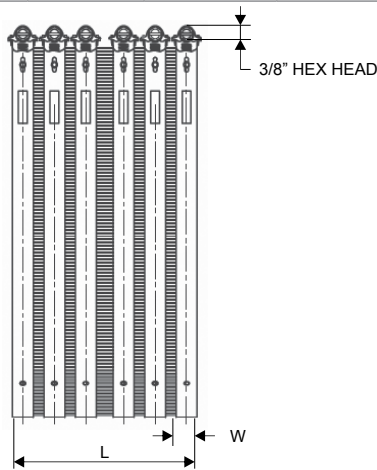
Eyelets - Type 304 AISI stainless steel.

Screws - Type 305 AISI stainless steel, 3/8" Hex head / Shoulder. Tighten bolts to 80 inch lbs. minimum torque to 100 inch lbs. maximum torque. Tested to maintain a 15 p.s.i maximum line pressure (10' head pressure).

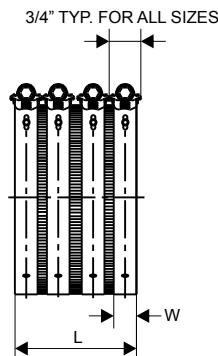
Shield - Type 304 AISI stainless steel painted red for easy identification.



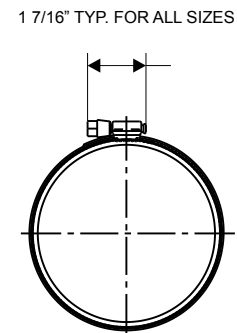
MODEL NUMBER	PIPE SIZE (NOMINAL DIA.)	(C) HEIGHT	INSTALLATION TORQUE (IN. - LBS)	NUMBER OF CLAMPS PER COUPLING	(W) BAND WIDTH (CLAMP)
MI-XHUB-150	1 1/2"	3"	80 - 100	4	9/16"
MI-XHUB-2	2"	3"	80 - 100	4	9/16"
MI-XHUB-3	3"	3"	80 - 100	4	29/64"
MI-XHUB-32	3" x 2"	3"	80 - 100	4	29/64"
MI-XHUB-4	4"	3"	80 - 100	4	9/16"
MI-XHUB-42	4" x 2"	3"	80 - 100	4	9/16"
MI-XHUB-43	4" x 3"	3"	80 - 100	4	9/16"
MI-XHUB-5	5"	4"	80 - 100	6	9/16"
MI-XHUB-6	6"	4"	80 - 100	6	9/16"
MI-XHUB-8	8"	4"	80 - 100	6	9/16"
MI-XHUB-10	10"	4"	80 - 100	6	9/16"
MI-XHUB-12	12"	5.43"	80 - 100	6	5/8"
MI-XHUB-15	15"	5.43"	80 - 100	6	5/8"



Sizes 5" through 15"
Tighten inside bands first, then outside bands.



Sizes 2" through 4"
Tighten inside bands first, then outside bands.



CALIFORNIA PROPOSITION 65 WARNING. This product contains chemicals known to the State of California to cause cancer and birth defects or other reproductive harm.

Job Name: _____ Page No: _____
 Section No: _____ Contractor: _____
 Schedule No: _____ Purchase Order No: _____