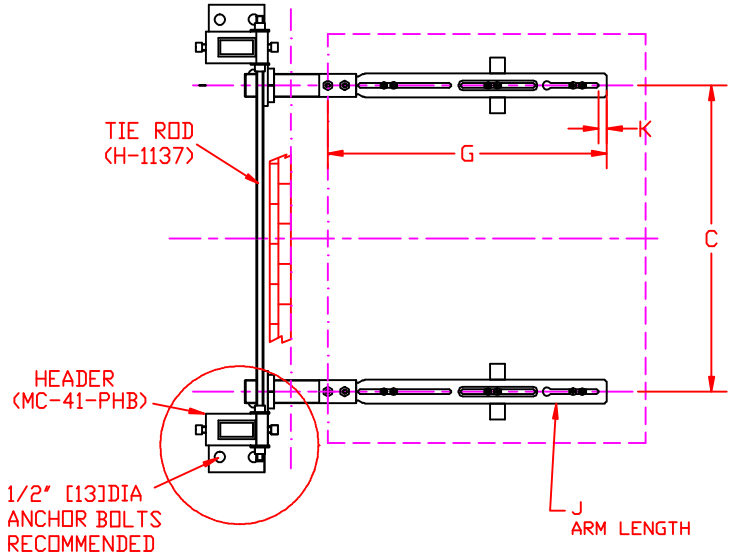

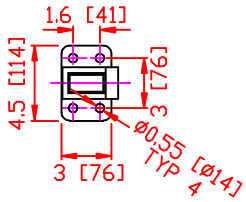

BASE DETAILS

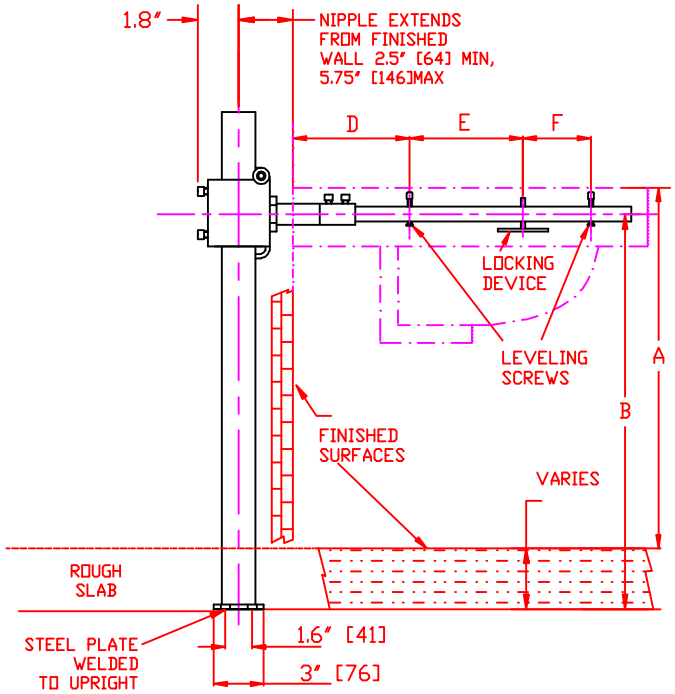

ROUGHING-IN TABLE

FIXTURE NAME	NUMBER	SIZE
AMERICAN STANDARD COMRADE	0124.131	20" X 18 1/4"

A	B	C	D	E	F	G	K
31"	29"	16 1/2"	6 1/2"	3 1/8"	5 1/2"	16 1/2"	1/2"

The position of the header bracket and / or the carrier nipple are for illustrative purposes only.
Final location to be determined by site conditions

MIFAB				REVISION	C
	SCALE : 1 : 10	in/[mm]	P/N :	MC-41	
	SHEET : 1 OF 1	A4	FIXTURE MODEL :	AMERICAN STANDARD COMRADE	