

Location: _____



MC-13D

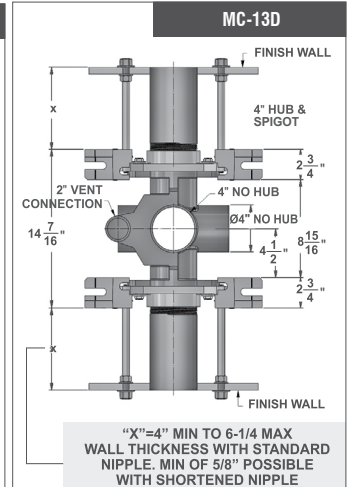
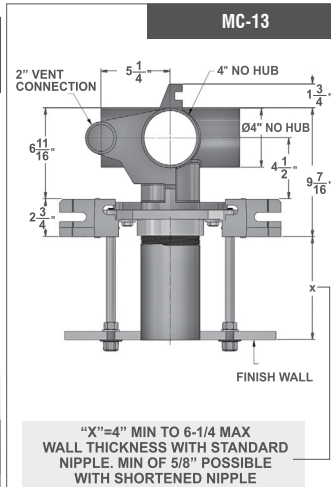
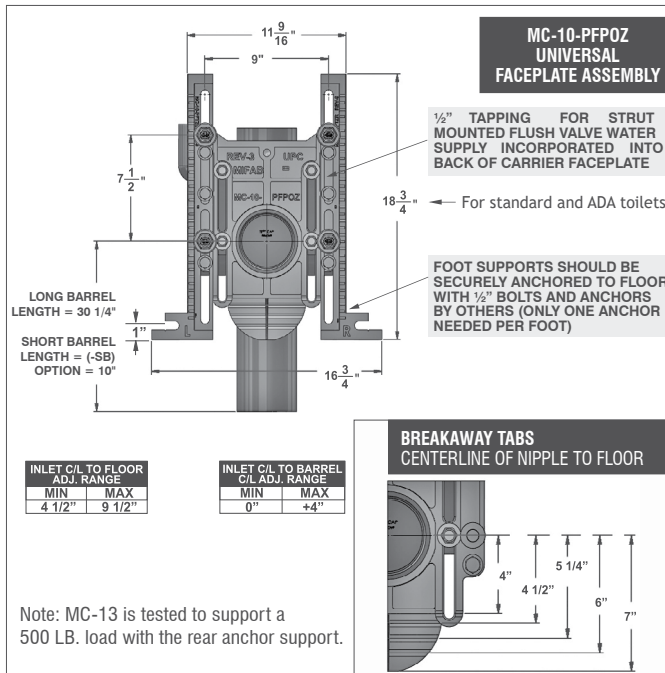
DOUBLE, VERTICAL ADJUSTABLE WATER CLOSET CARRIER WITH ONE OR TWO SIDE INLETS (FOR SIPHON JET & BLOWOUT TOILETS)

Specification: MIFAB® Series MC-13D double, vertical, adjustable, water closet carrier with lacquered cast iron fitting, left, right or both (specify) 4" (102) side inlets, 4" (102) no hub waste, 2" (51) no hub vent connection, lacquered cast iron gasketed adjustable faceplate, universal floor mounted cast iron foot supports, adjustable 8" tapered thread ABS nipple with integral test cap, neoprene bowl gasket, hardware, threaded rod protectors, polished chrome plated finishing cap nuts and rear anchor tie down support.

Function: Used when one or two side inlets and through the slab pipe connection is required. Typical for water closets installed on a common stack to receive waste from the horizontal piping of MC-10 horizontal fittings or to receive waste from other plumbing fixtures with waste lines roughed in above the floor slab. Adjustable fitting and faceplate design permits installer to set the water closet to the desired height from the finished floor, relative to the position of the vertical carrier fitting within the stack system and the position of the horizontal waste piping from the horizontal carriers within the battery system. Typical for off the floor plumbing fixtures that are wall mounted and have no contact with the finished floor. The closet carrier is completely concealed within the wall and supports the load of the fixture through a faceplate and foot support system that is anchored to the floor.

Note: 11" (279) minimum space required between front of foot and rear of anchor support. 8 1/2" (216) minimum in wall space required between back of rear anchor support and back of in wall foot supports.

Note: Foot supports and faceplate are assembled at the factory before shipment in the typical siphon jet water closet configuration and are reversible for the blowout water closet design.



MODEL NO.	DESCRIPTION	WEIGHT (Lbs.)
MC-13D	Double - back to back one side inlet	130.00

Note: 8" tapered thread ABS nipple shipped standard with MC-10 Series carriers. The universal faceplate assembly accepts all nipple variations, rolling thread (-OR), cast iron (-CI) and tapered thread ABS with adjustable horn (-AH).

***NOTE: MC-13 is tested to support a 500 LB. load with the rear anchor support.**

SUFFIX	OPTIONAL VARIATIONS
-01	Neoprene bowl gasket (MC-10-PBG)
-1	Finishing / Tiling Frame (MC-10-1-PTFK)
-3	Rear anchor support (MC-10-3-PRSFK)
-10	Auxiliary support, recommended with nipple lengths over 12"(MC-10-AFS)
-12	12" tapered thread ABS nipple* (MC-10-PN12-31)
-13	All galvanized
-14	Vandal proof finish trim (MC-10-PFH-14)
-17	Test plug for custom cast iron nipples
-19	Nipple wrench (MC-10-PCW)
-20	Flush valve support (MC-10-FVS)
-22	Less fitting
-25	2" auxiliary inlet, right side
-26	2" auxiliary inlet, left side

-31	Two 2" auxiliary inlets
-AH8	8" ABS nipple with adjustable horn (MC-10-PN8AH-31)
-AH12*	12" ABS nipple with adjustable horn* (MC-10-PN12AH-31)
-ASY	Prefabricated carriers
-CI-4	4" rolling thread cast iron nipple (MC-10-PN4R-50)
-CI-6	6" rolling thread cast iron nipple (MC-10-PN6R-50)
-CI-8	8" rolling thread cast iron nipple (MC-10-PN8R-50)
-CI-12*	12" rolling thread cast iron nipple* (MC-10-PN12R-50)
-CI-24	24" rolling thread cast iron nipple (MC-10-PN24R-50)
-HD-750	750 lb. rated heavy duty
-HDX	1,000 Lb. rated extra heavy duty
-OR8	8" rolling thread ABS nipple (MC-10-PN8R-31)
-OR12*	12" rolling thread ABS nipple (MC-10-PN12R-31)

* H-1167-KA-14 (Threaded rods for 12" nipples 5/8" x 14")

CALIFORNIA PROPOSITION 65 WARNING. This product contains chemicals known to the State of California to cause cancer and birth defects or other reproductive harm.

Job Name: _____ Page No: _____

Section No: _____ Contractor: _____

Schedule No: _____ Purchase Order No: _____