

Location: _____



MC-10D-27-37-HS

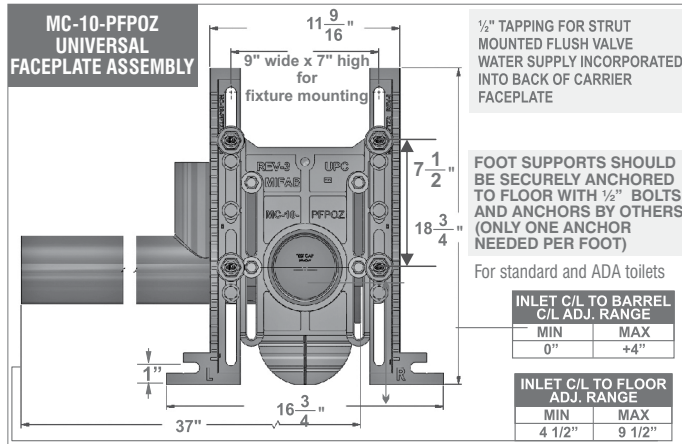
DOUBLE, HORIZONTAL ADJUSTABLE HUB AND SPIGOT WATER CLOSET CARRIER WITH AUX. 2" INLET & 37" LONG BARREL (FOR SIPHON JET AND BLOWOUT TOILETS)

Specification: MIFAB® Series MC-10D-27-37-HS (Specify -L for Left, -R for Right and -D for Double), double, horizontal, adjustable hub and spigot water closet carrier with lacquered, 37" (940) long barrel cast iron fitting, 2" (51) no hub vent connection, 2" (51) no hub auxiliary inlet connection, lacquered cast iron gasketed adjustable faceplates, universal floor mounted cast iron foot supports, adjustable 8" tapered thread ABS nipples with integral test caps, neoprene bowl gaskets, hardware, threaded rod protectors and polished chrome plated finishing cap nuts.


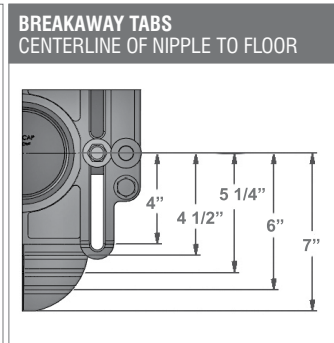
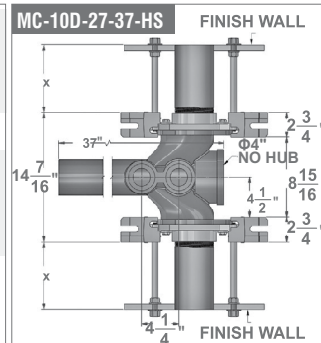
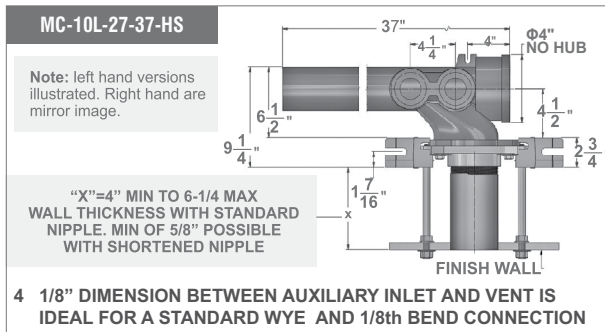
Function: Used with off the floor plumbing fixtures that are wall mounted and have no contact with the finished floor. The 37" long barrel fitting eliminates the time and material required to install a battery of standard 13" long fittings. The auxiliary inlet is designed to receive waste from urinals and lavatories beside or opposite the closet carrier in order to reduce the amount of space required in the pipe chase. The closet carrier is completely concealed within the wall and supports the load of the fixtures through a faceplate and foot support system that is anchored to the floor. Sanitation underneath the fixtures is more efficiently and economically maintained when installed off of the floor compared to floor mounted.

Note: 14 1/2" (368) minimum space required between front of foot supports. 9" (229) minimum in wall space required between back of in wall foot supports.

Note: Foot supports and faceplate are assembled at the factory before shipment in the typical siphon jet water closet configuration and are reversible for the blowout water closet design.



*MC-10-27-37-HS is tested to support a 500 lb. load with the rear anchor support.



Note: Rear anchor support is included with every single carrier.

***MC-10-27-37-HS Series Meets ANSI/ASME fixture carrier standard A112.6.1M-97 500Lb. Load Rating**

MODEL NO.	DESCRIPTION	WEIGHT (Lbs.)
MC-10D-27-37-HS	Double - back to back	135.00

Note: 8" tapered thread ABS nipple shipped standard with MC-10 Series carriers. The universal faceplate assembly accepts all nipple variations, rolling thread (-OR), cast iron (-CI) and tapered thread ABS with adjustable horn (-AH).

SUFFIX	OPTIONAL VARIATIONS
-01	Neoprene bowl gasket (MC-10-PBG)
-1	Finishing / Tiling Frame (MC-10-1-PTFK)
-3	Rear anchor support (MC-10-3-PRSFK)
-10	Auxiliary support, recommended with nipple lengths over 12"(MC-10-AFS)
-12	12" tapered thread ABS nipple* (MC-10-PN12-31)
-13	All galvanized
-14	Vandal proof finish trim (MC-10-PFH-14)
-17	Test plug for custom cast iron nipples
-19	Nipple wrench (MC-10-PCW)
-20	Flush valve support (MC-10-FVS)
-22	Less fitting
-AH8	8" ABS nipple with adjustable horn (MC-10-PN8AH-31)

-AH12	12" ABS nipple with adjustable horn* (MC-10-PN12AH-31)
-ASY	Prefabricated carriers
-CI-4	4" rolling thread cast iron nipple (MC-10-PN4R-50)
-CI-6	6" rolling thread cast iron nipple (MC-10-PN6R-50)
-CI-8	8" rolling thread cast iron nipple (MC-10-PN8R-50)
-CI-12*	12" rolling thread cast iron nipple* (MC-10-PN12R-50)
-CI-24	24" rolling thread cast iron nipple (MC-10-PN24R-50)
-FM	Floor mount back outlet fixture support
-HD-750	750 lb. rated heavy duty
-HDX	1,000 Lb. rated extra heavy duty
-OR8	8" rolling thread ABS nipple (MC-10-PN8R-31)
-OR12*	12" rolling thread ABS nipple (MC-10-PN12R-31)

* H-1167-KA-14 (Threaded rods for 12" nipples 5/8" x 14")

CALIFORNIA PROPOSITION 65 WARNING. This product contains chemicals known to the State of California to cause cancer and birth defects or other reproductive harm.

Job Name: _____

Page No: _____

Section No: _____

Contractor: _____

Schedule No: _____

Purchase Order No: _____