

Location: _____



BIG-SP-DC


Big Max® – ABOVE GROUND SAMPLE PORTS

Specification: MIFAB® H.D.P.E. sample port with H-20, 20,000 lbs. load rated lid and corrugated ADS pipe extension to meet the finished grade. Complete with 20 7/8" diameter body and 4" no hub inlet and outlet connections

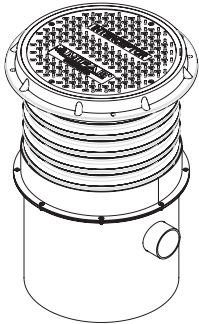
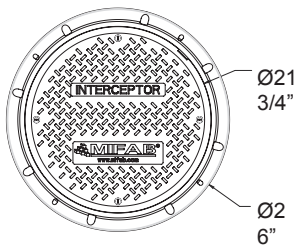
Function: Several areas require the use of sampling ports to provide the local authorities an opportunity to retrieve and test waste water discharged from the grease interceptor to ensure that the FOG contained within the effluent is within requirement



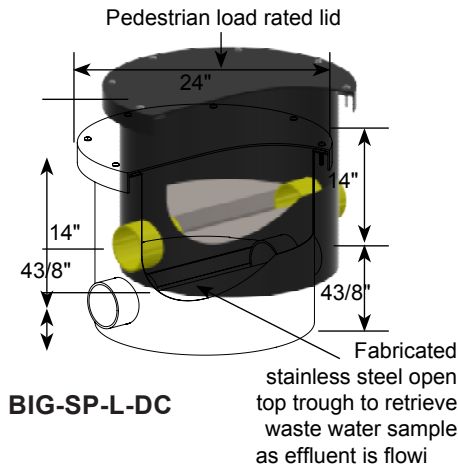
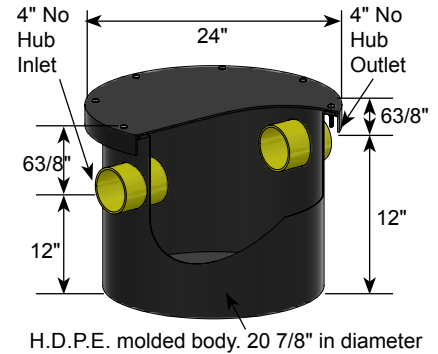
MIFAB's Big Max BIG-500, BIG-750 and BIG-1150 grease interceptors are all tested and certified to the ODI G-101 Standard.



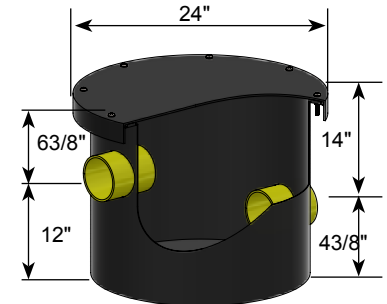
3/4" Drop from the inlet pipe accelerates flow and allows one to collect a sample with the horizontal placement of a collection jar. Part # BIG-SP-TROUGH.



BIG-SP-DC



BIG-SP-L-DC



BIG-SP-OF-DC

Model No.	Description
BIG-SP-DC	External sampling port - inline high connections
BIG-SP-L-DC	External sampling port - inline low connections
BIG-SP-OF-DC	External sampling port - offset

CALIFORNIA PROPOSITION 65 WARNING. This product contains chemicals known to the State of California to cause cancer and birth defects or other reproductive harm.

Job Name: _____

Page No: _____

Section No: _____

Contractor: _____

Schedule No: _____

Purchase Order No: _____