

Location: _____



FDC

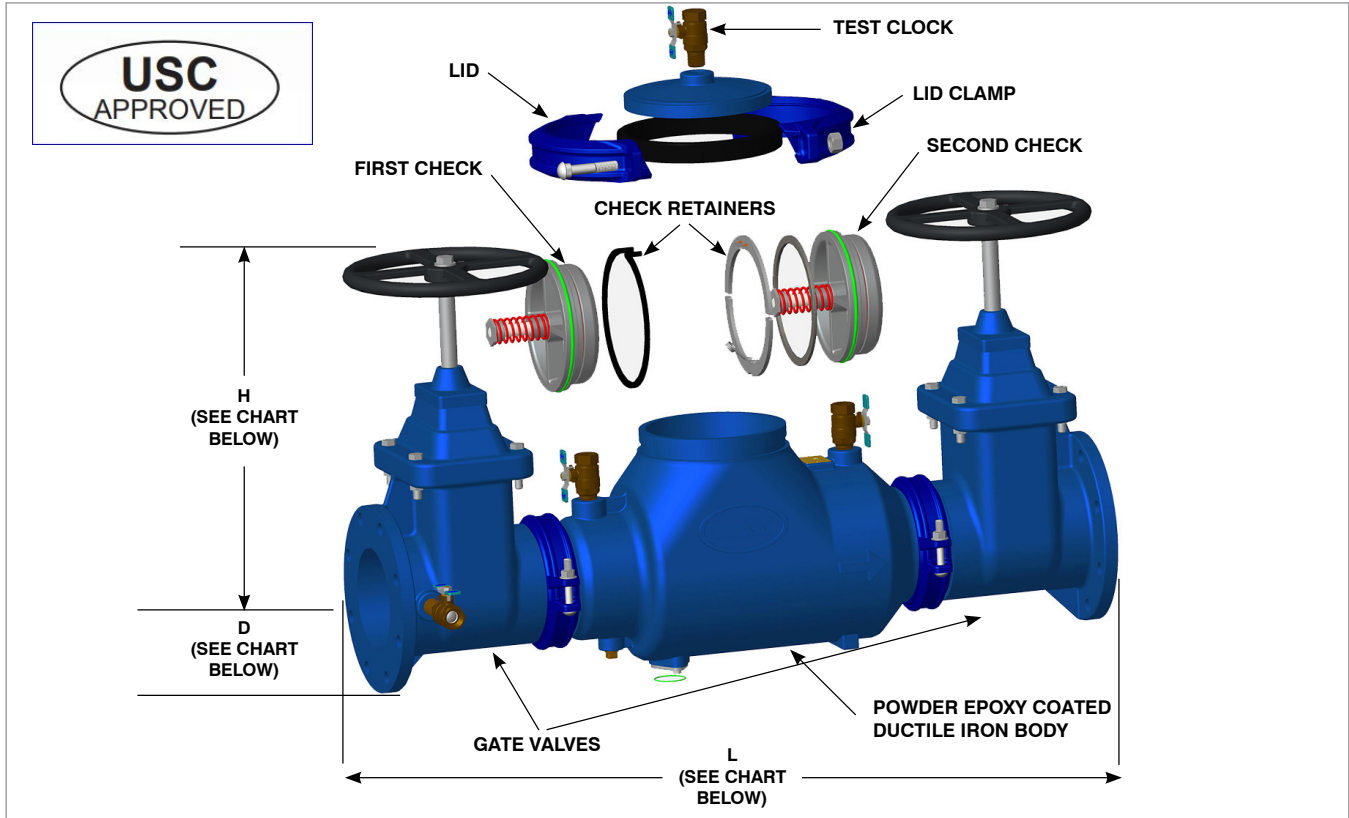
2 1/2" THRU 10" DOUBLE CHECK BACKFLOW ASSEMBLIES

Specification: The BEECO Friendly Double Check Backflow Preventer Valve is designed to stop the reverse of flow of a liquid into a potable water system. The proper installation of a backflow preventer must be done by a certified expert under local codes and guidelines to assure the protection of the drinking water system. The Valve shall be certified to ASSE 1015, CSA B64.5 and IAPMO listed. Certified lead free devices.

Function: The assembly shall consist of two repairable positive seating check modules with captured springs and rubber seat discs. Service of all internal components shall be through a single easily removable cover and designed for ease of access.

Features: Single access cover for fast service, Swing away clamp for ease of removing checks, Modular design reducing number of spare parts, Self contained check so there is no pressure to relieve when changing the seats.

Ratings: Maximum working water pressure 175 PSI, Working temperature range 33°F-140°F, Hydrostatic test pressure 350 PSI, Flanged end connection meet ANSI B16.1 and all grooved dimensions comply with AWWA C606.



Complies with AWWA-C510

Model No.	Size	L	H OSY Open	H NRS	D	Flange Bolt Torque (ft.-lbs.)
FDC2.50	2 1/2"	33.5	18.88	16.38	7	7
FDC3.00	3"	34.5	21.88	18.88	7.5	7.5
FDC4.00	4"	40.8	25.63	21.63	9	9
FDC6.00	6"	43.8	35.13	29.13	11	11
FDC8.00	8"	56.5	44.63	36.63	13.5	13.5
FDC10.00	10"	59.5	54.5	44.5	16	16

SUFFIX OPTIONAL VARIATIONS

- NRS Non Rising Stem Gate Valve
- OSY Outside Stem and Yoke Gate Valve
- BA Minimum 51% material cost made in the USA
- S Strainer Attached
- DCDA Double Check Detector Assembly
- G Grooved Flange Connection
- LF No Gate Valves

CALIFORNIA PROPOSITION 65 WARNING. This product contains chemicals known to the State of California to cause cancer and birth defects or other reproductive harm.

Job Name: _____ Page No: _____

Section No: _____ Contractor: _____

Schedule No: _____ Purchase Order No: _____

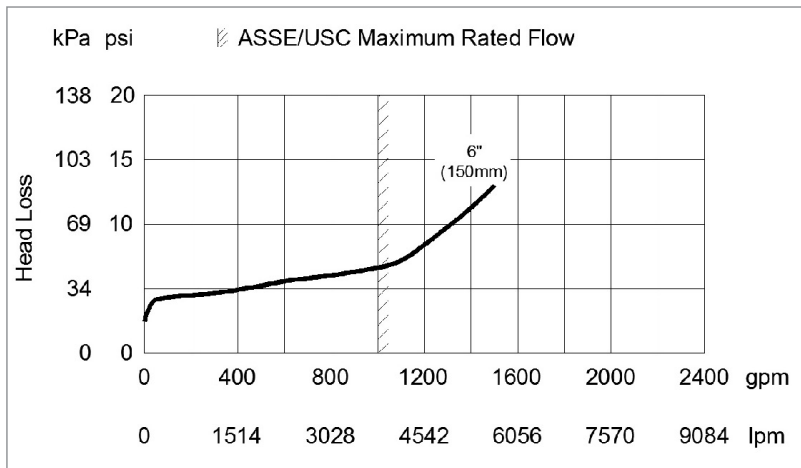
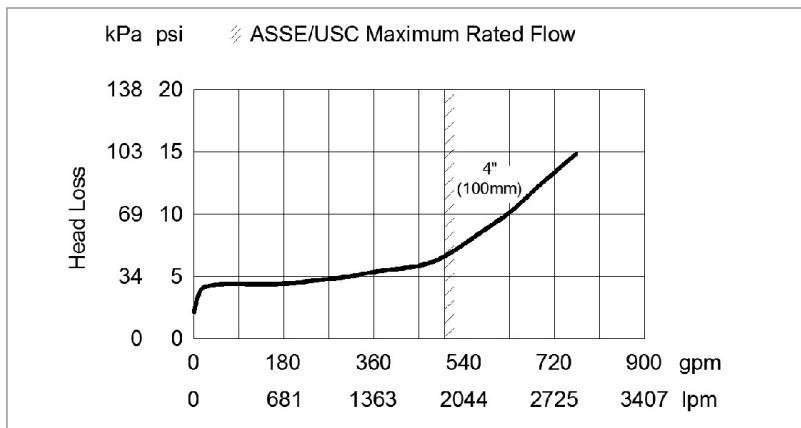
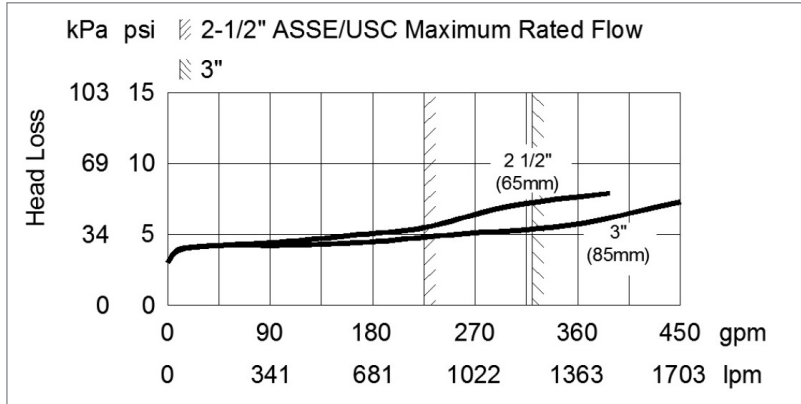
Location: _____



FDC

**2 1/2" THRU 10" DOUBLE CHECK
BACKFLOW ASSEMBLIES**

***Valves Approved for Horizontal or Vertical Up Orientation.**



ASSE

CALIFORNIA PROPOSITION 65 WARNING. This product contains chemicals known to the State of California to cause cancer and birth defects or other reproductive harm.

Job Name: _____ Page No: _____

Section No: _____ Contractor: _____

Schedule No: _____ Purchase Order No: _____